

LED Solar Street Light

PRODUCTS SPECIFICATION



Highlight
LED



Single silicon
Solar panel



Lithium iron
phosphate battery



Remote
control



Heat dissipation
performance



Waterproof



Benefits

1. Replace conventional Street Lights.
2. Precision Die Cast Aluminum Housing.
3. High efficiency imported silicon solar cell.
4. Easy Installation and maintenance.
5. CE ROHS listed.



MODEL :BB-SLD-XXX-A3

Features

- *Solar energy is a kind of green renewable and clean energy that is pollution-free, noise-free, inexhaustible and inexhaustible. When the solar panel receives sunlight, it can generate photovoltaic effect to generate electric energy, and the controller stores the electric energy into the battery. Night battery discharge lights LED light source, charging night use, one-time investment, multi-year benefits.
- *The company's patented product adopts the integrated design of A-type Sanyuanli battery pack and lamp body controller.
- *Fully automatic intelligent light control, time control, remote control function, charging during the day and automatically lighting at night.
- *It adopts one-piece aluminum casing, imported high-efficiency light source, full power solar panel, anti-corrosion, waterproof and lightning protection.
- *This product is specially designed for outdoor outdoor lighting, easy to install. Solar power supply, 0 wiring, nail wall, pole, holding cement column and other installation methods.
- *Suitable for highways, town roads, street lights, rural roads, park lights, courtyard lighting, channel lighting, farms, etc.

Application

1. Street lighting.
2. Park lighting.
3. Courtyard lighting.
4. Stadium lighting.
5. Campus lighting.
6. Parking lot lighting



Specifications

| Power | 100W | 150W | 200W |
|-----------------------|--|------------------|------------------|
| Model | BB-SLD-100W-A3 | BB-SLD-150W-A3 | BB-SLD-200W-A3 |
| Solar panel Max power | 18V/60W | 18V/80W | 18V/100W |
| lamp size | 887*400*280mm | 1160*400*280mm | 1435*400*280mm |
| Radiation range | 40m ² | 60m ² | 80m ² |
| Mounting Height | 5-6m | 6-7m | 7-8m |
| LED QTY | 96pcs | 144pcs | 300pcs |
| Sensor | Motion Sensor, Photocell Sensor | | |
| Controller | PWM controller, MPPT controller optional | | |
| Material | High quality Aluminium alloy housing | | |
| Solar Cell | High efficiency Single silicon Solar panel | | |
| Light Source | SMD LED | | |
| Operation Temp. | -40 to +45°C | | |
| CCT | 2700K SW / 3000K WW / 4100K NW / 5000K DW / 5700K CW | | |
| CRI | 70+ | | |
| Material | Die-casting Aluminum + Solar Panel+PC Lens | | |
| Colour | Silver\black\bronze (Customized) | | |
| Life Span | 50,000 hours | | |
| IP | 65 | | |
| Beam Angle | 120° | | |
| Warranty | 3Years | | |

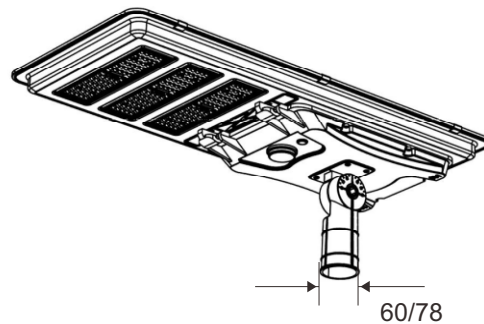
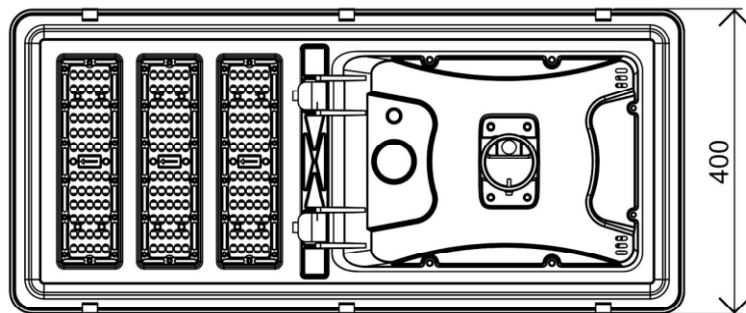
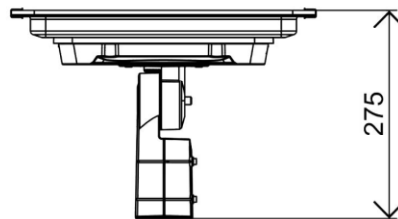
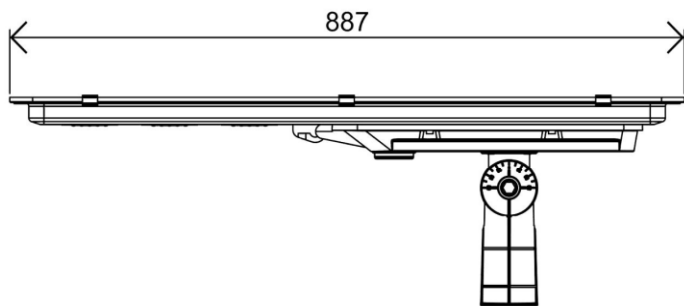
Ordering Information:

Example: BB-SLD-XXX-A3

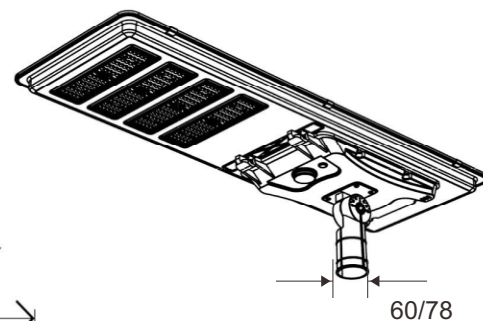
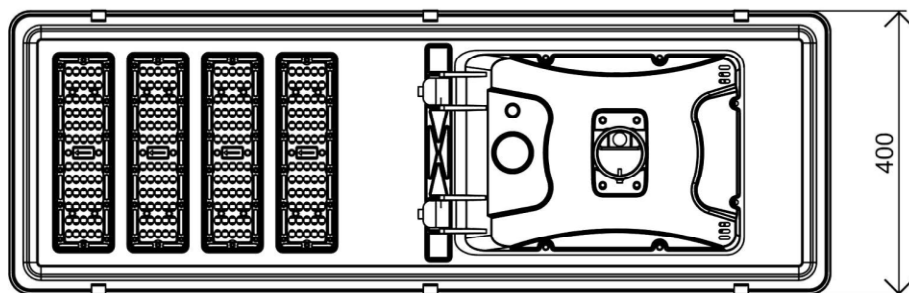
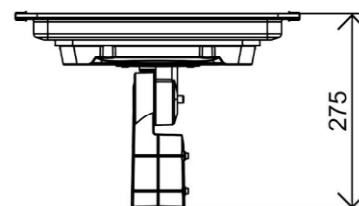
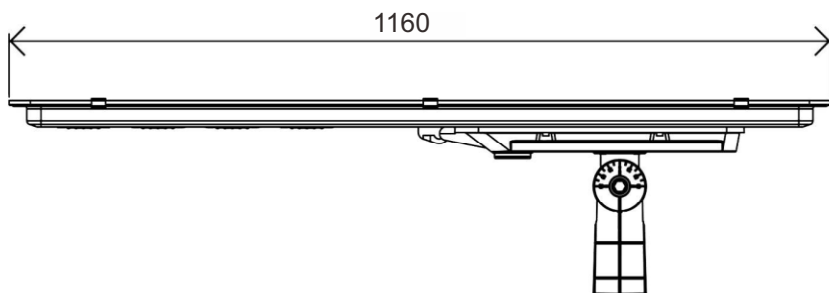
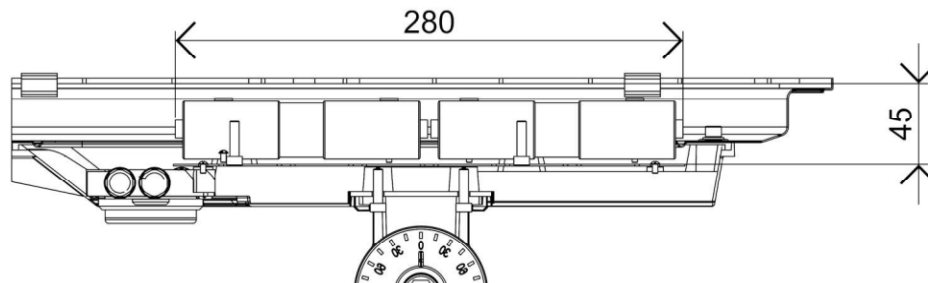
Notes: For OEM&ODM orders, pls inquiry sales team.

| Area Series | Watts | Version | Control | CCT | Installation | Color |
|-------------|----------------------|---------|---|---|--|---|
| BB-SLD | 100W 150W 200W | A3 | Blank- Photocell Sensor Motion Sensor | SW-2700K WW-3000K NW-4100K DW-5000K CW-5700K SCW-6500K | A- Round pole Mounting B- Bracket Mounting C- Aluminum sleeve mounting | Silver Black Bronze (Customized) |

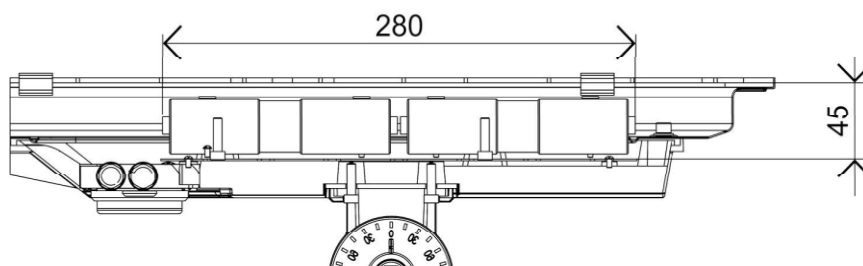
Accessories: Expansion screws bag

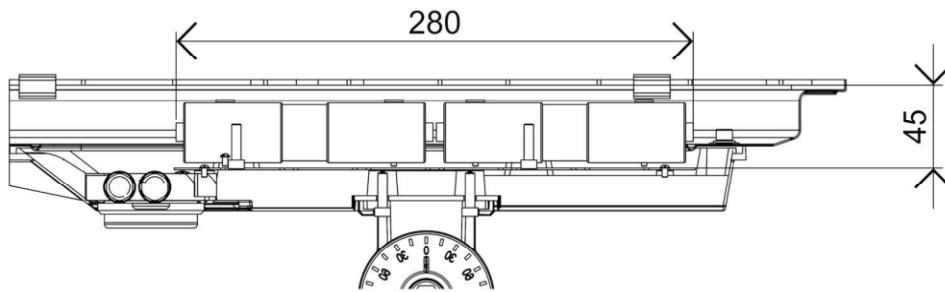
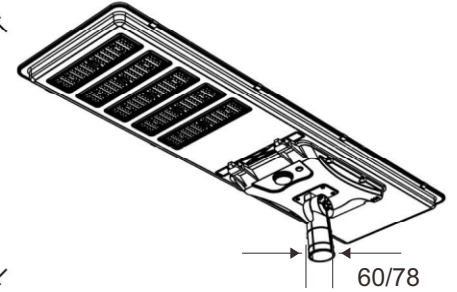
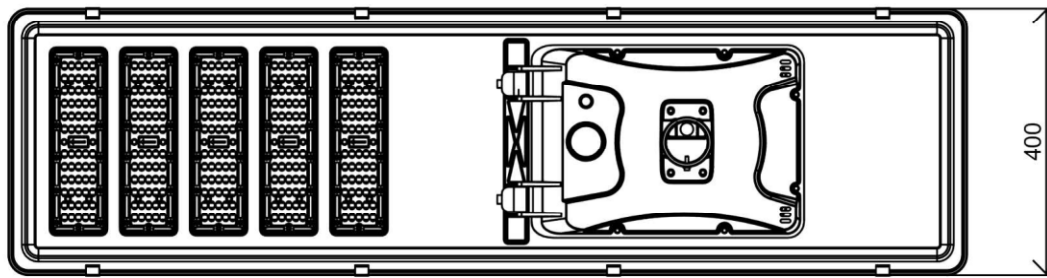
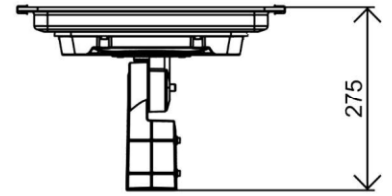
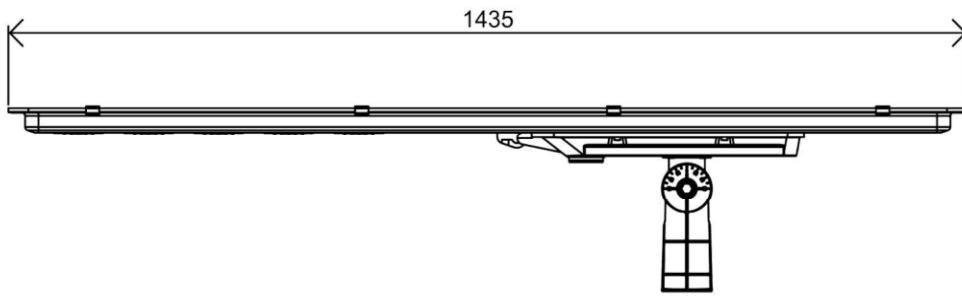


100W



150W





200W

PROJECTS

By using our 100W street Light to replace 300W Metal Halide bulb for open-parking ground lighting fixtures, the customer is now able to save a lot per month from his electric bill.



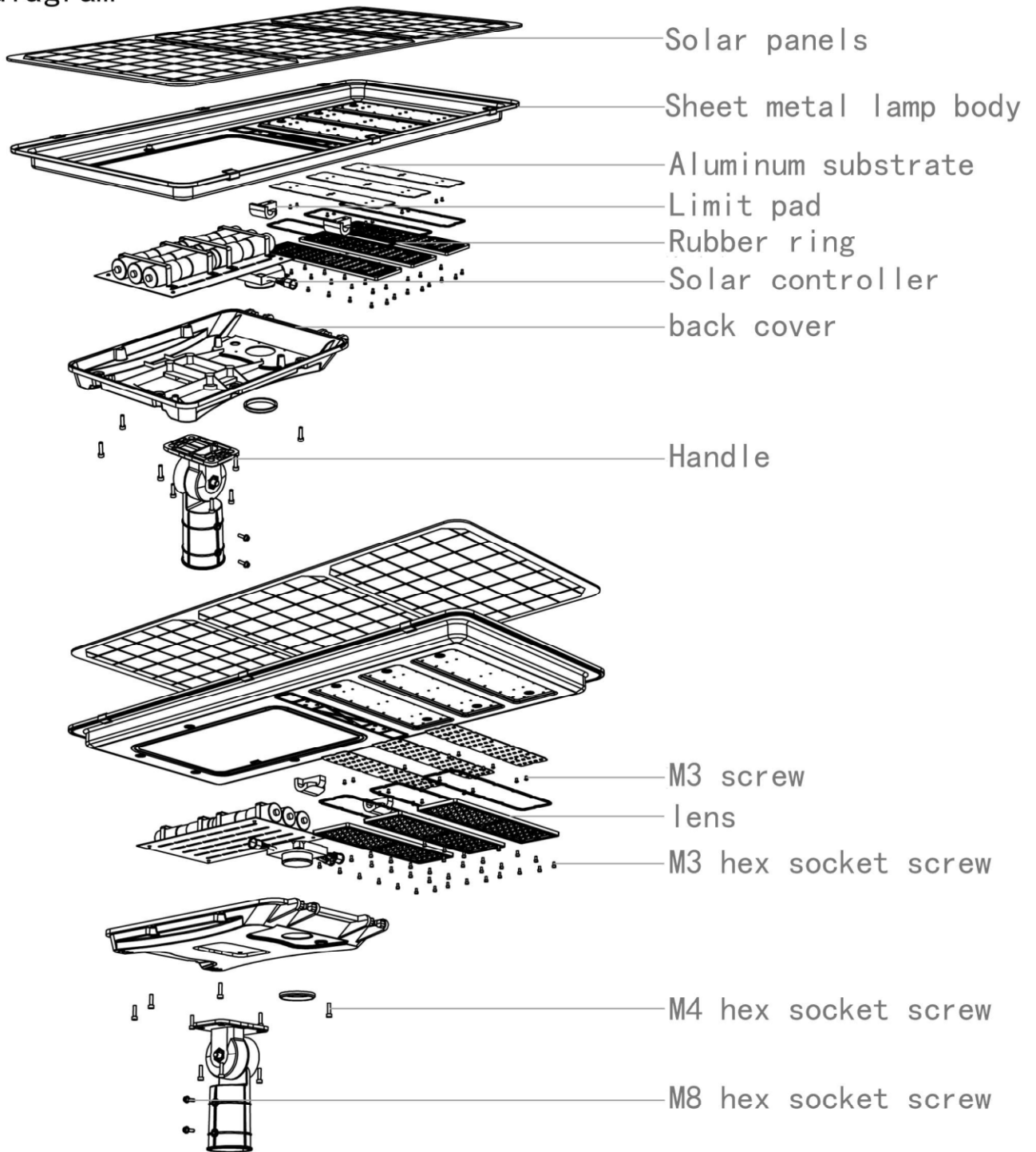
100W LED = 300W MH

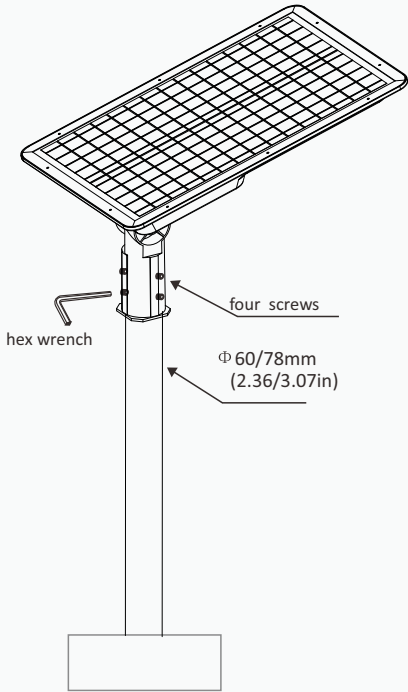


Note:

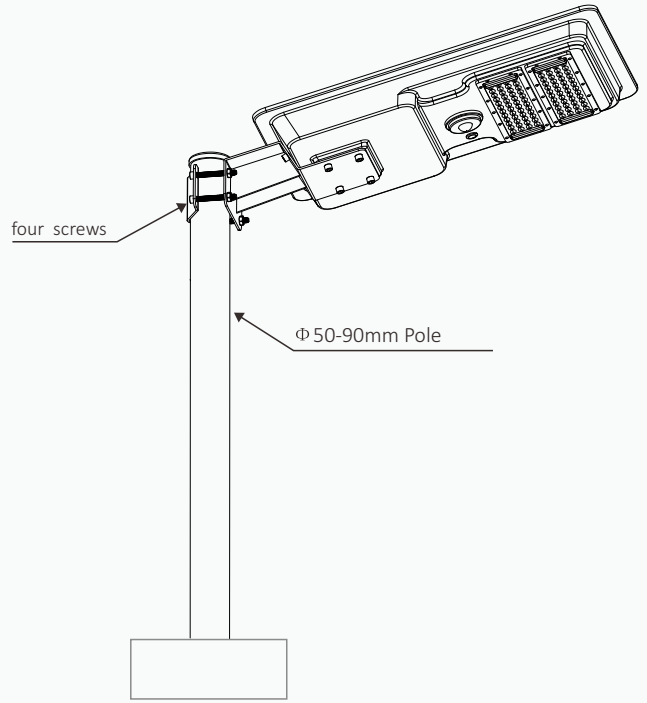
- Don't take the LED lamp apart.
- Voltage according to the specification.

Explosion diagram

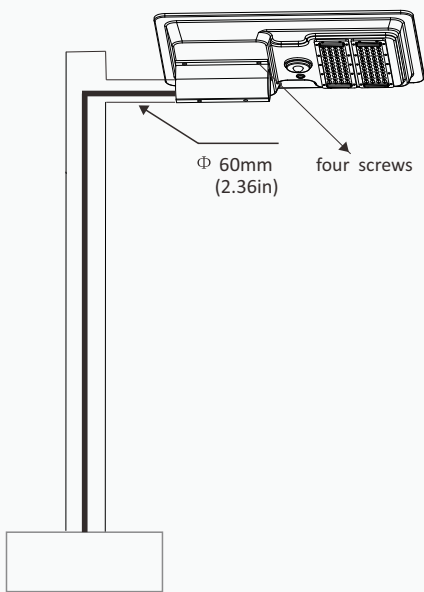




1.Round pole Mounting

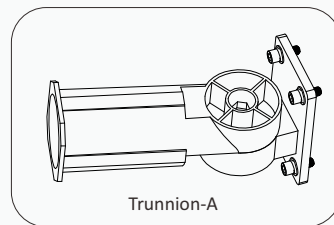


2.Bracket Mounting

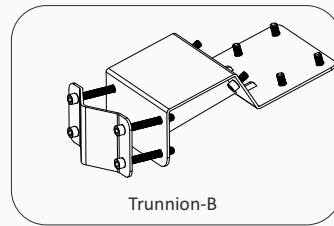


3.Aluminum sleeve mounting

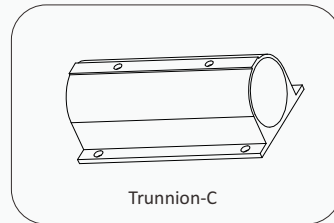
Mounting Bracket:



Trunnion-A



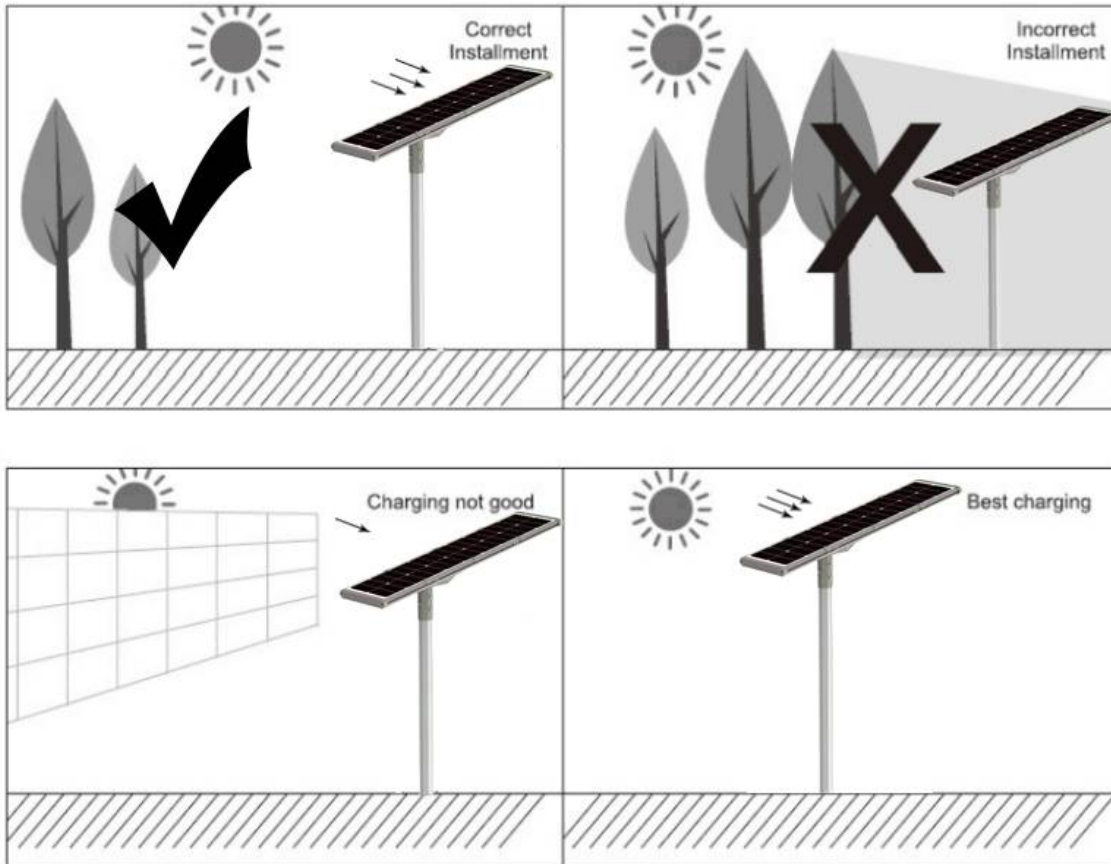
Trunnion-B



Trunnion-C

Installation guide

Please contact sales staff if you need help during installation



PACKING INFO

| Item | Packaging | Carton Size(mm) (L*W*H) | net weight | Gross weight |
|------|-----------|----------------------------|------------|--------------|
| 100W | 1pc/CTN | 1035*450*115mm | 13kg | 14.5kg |
| 150W | 1pc/CTN | 1310*450*115mm | 14.5kg | 15.5kg |
| 200W | 1pc/CTN | 1585*450*115mm | 16kg | 17.5kg |